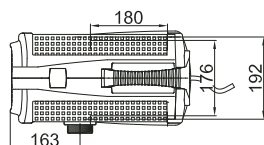
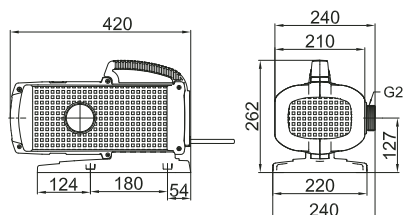
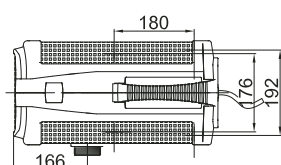
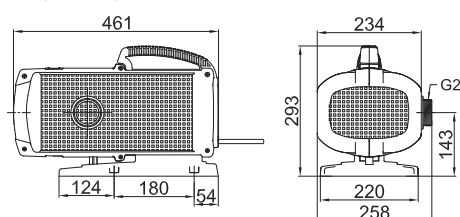




	Fresh Water	Pool Water	Sea Water	220-240 V	400 V	110-120 V	50 Hz	60 Hz	12 V AC	24 V DC	DMX	DMX/RDM	Plug and Spray
AquaMax Expert													

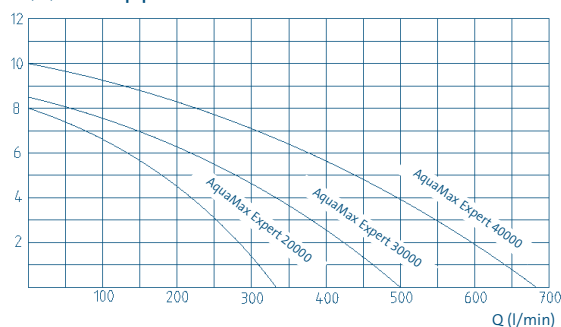
AQUAMAX EXPERT 20000/30000/40000

 AquaMax Expert
20000/30000

 AquaMax
Expert 40000


Product characteristics at a glance

- Outstanding flow rate
- Displacement of coarse particles up to 8 mm
- Extremely stable
- Can remain in the pond during winter even if frozen in completely
- Suitable for wet and dry installation
- Frost protected up to -20°C

H (m) Pump performance curves



AquaMax Expert		20000	30000	40000
Dimensions (L x W x H)	[mm]	420 x 240 x 260	461 x 258 x 293	
Rated voltage	[V/Hz]	220-240/50	220-240/50	220-240/50
Power consumption	[Watt]	450	650	1100
Nominal current	[A]	2.04	2.84	4.57
Flow rate max.	[l/min]	333	500	683
Flow rate max.	[l/h]	20000	30000	41000
Head height max.	[m]	8.00	8.50	10.00
Hose connection	[inch]	1 1/2", 2"		
Pressure side connection	[inch]	2"		
Suction side connection	[inch]	2"	2"	2 1/2"
Filter surface	[cm ²]	1320	1320	1620
Weight	[kg]	13.90	13.90	19.20
Cable length	[m]	10	10	10
Order no.		56873	56874	56875



AquaMax Expert